



Accessing Books 24x7



Books 24x7 (Referenceware For Professionals) is a database of thousands of the best technology books from the world's top publishers such as IDG, MIT Press, O'Reilly, Osborne, Computing McGraw-Hill, Que, Sams, Sybex, John Wiley and many others. All the books are available fulltext online through the Simmons Library, and can be browsed or searched by keyword.

Accessing and searching Books 24x7:

1. Go to the Simmons Libraries home page at **<http://www.simmons.edu/libraries>**.
2. From the "**E-Resources Quicklist: Select from drop-down menu:**", select "**Books 24x7**". This will bring you to the Books 24x7 home page. (If you are accessing Books 24x7 from off-campus, you will be asked to enter your last name and user ID number before you can proceed to the next step.)
3. Click on the  button in the upper left corner.
4. From the resulting page, you can either browse the categories on the right by clicking on one of the links, or you can use the "**Search the Book Contents**" feature using the search box on the left.


If you would like to create your own Books 24x7 Bookshelf, where you can keep links to Books 24x7 holdings for your own reference, as well as create Bookmarks to pages within those holdings:

1. Click on the  button.
2. Click on the "**register**" link to create an account that will give you access to your Bookshelf.

As you read through different books, you will notice that there is a  button at the top of each page. This button allows you to add the item to your own Bookshelf. If you would like to make a Bookmark to a certain page within a book, click on the  button. Bookmarks appear in the listing for the book in your Bookshelf.

The GSLIS Tech Lab has a Bookshelf in Books 24x7 containing books we recommend to students for different applications, and for learning about and understanding different technology concepts.

To view the GSLIS Tech Lab Bookshelf:

1. Go to the Simmons Libraries home page at **<http://www.simmons.edu/libraries>**.
2. From the "**E-Resources Quicklist: Select from drop-down menu:**", select "**Books 24x7**". This will bring you to the Books 24x7 home page.
3. Click on the  button.
4. On the resulting login page, enter the username "**gslislab**" and the password "**PAL213**" (case sensitive).
5. Books are listed alphabetically by title. To view any of the books on the list, click on book's title link.

Because the GSLIS Tech Lab offers our Bookshelf as a public resource for all GSLIS students, it is necessary to preserve the integrity of the list so that it is the same for all users. When using the GSLIS Tech Lab Bookshelf, please Do **NOT** add books to or remove books from the Bookshelf, or use the "Create Bookmark" feature.